


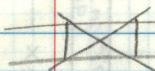
35
2

12/84



PWR
POLE
30.76'

Red
Brick



4x4
Post



Ditch


RR TIE
w/ Reflector
33.43'

1800N

Corner
Post
120.60'

White Fence

PWR
Pole
133.70'



x



2300 West